

Pallet Fork Clamps

Model KB-H



The Bolzoni Auramo KB-H model pallet fork clamps are versatile attachments that can be used as fork positioners, and as well for clamping loads between the forks.



Wide opening range enables easy and safe handling also for loads exceeding the lift truck width.

Extremely rigid frame is based on double-T steel profiles, which provide an excellent visibility through and past the attachment body.

Valve and cylinders are well protected against damage.

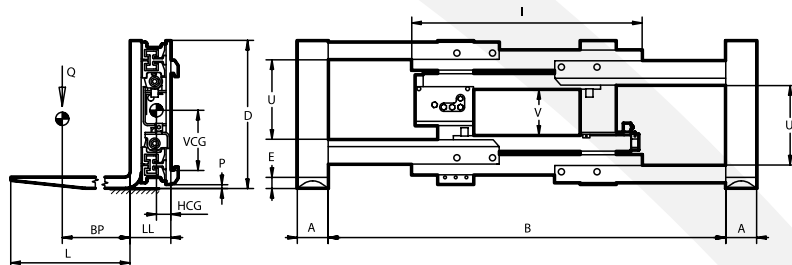
Forks are welded directly to the arm carriers to reduce the effective thickness, centre of gravity and weight of the unit.

A wide selection of options and accessories, as well as 360-degree rotating versions are available on request.



Pallet Fork Clamps

Models KB-H



- Strong double T-profile frame.
- Forks welded to the arm carriers.
- Reduced weight, effective thickness and centre of gravity.
- Excellent visibility.
- "EU" models for Europallet handling.

Model	Capacity	Load Centre	Opening Range	Fork Dimensions	Frame Width	Minimum Carriage Width	Height	Weight	Centre of Gravity Horizontal	Centre of Gravity Vertical	Effective Thickness	Side Visibility	Central Visibility	Ground Clearance	Mounting Class
KB 10 H4A	1000/1600	500	470-1700	1000x100x35	930	750	613	252	153	198	153	343	202	9	2 A
KB 10 H5A	1000/1600	500	470-1700	1100x100x35	930	750	613	257	173	188	153	343	202	9	2 A
KB 10 H6A	1000/1600	500	470-1700	1200x100x35	930	750	613	262	188	183	153	343	202	9	2 A
KB 10 H6A EU	1000/1600	500	350-1580	1200x100x35	1050	750	613	267	185	190	153	343	202	9	2 A
KB 14 H4A	1400/2000	500	470-1700	1000x100x40	930	750	613	265	159	198	160	341	200	9	2 A
KB 14 H5A	1400/2000	500	470-1700	1100x100x40	930	750	613	271	178	188	160	341	200	9	2 A
KB 14 H6A	1400/2000	500	470-1700	1200x100x40	930	750	613	276	193	183	160	341	200	9	2 A
KB 14 H6A EU	1400/2000	500	350-1580	1200x100x40	1050	750	613	281	190	190	160	341	200	9	2 A
KB 18 H4A	1800/2500	500	470-1800	1000x130x40	970	750	613	290	167	175	165	340	197	9	2 A
KB 18 H5A	1800/2500	500	470-1800	1100x130x40	970	750	613	306	197	170	165	340	197	9	2 A
KB 18 H6A	1800/2500	500	470-1800	1200x130x40	970	750	613	313	215	163	165	340	197	9	2 A
KB 18 H6A EU	1800/2500	500	300-1590	1200x130x40	1100	750	613	319	210	173	165	340	197	9	2 A
KB 22 H4A	2200/2500	500	470-1800	1000x130x40	970	750	613	305	172	175	168	338	195	9	2 A
KB 22 H5A	2200/2500	500	470-1800	1100x130x40	970	750	613	322	202	170	168	338	195	9	2 A
KB 22 H6A	2200/2500	500	470-1800	1200x130x40	970	750	613	330	221	163	168	338	195	9	2 A
KB 22 H6A EU	2200/2500	500	300-1590	1200x130x40	1100	750	613	336	215	173	168	338	195	9	2 A
KB 28 H4B	2800/3500	500	470-1800	1000x130x45	970	750	715	407	188	196	190	383	240	20	2 A
KB 28 H5B	2800/3500	500	470-1800	1100x130x45	970	750	715	419	209	190	190	383	240	20	2 A
KB 28 H6B	2800/3500	500	470-1800	1200x130x45	970	750	715	431	229	185	190	383	240	20	2 A
KB 28 H6B EU	2800/3500	500	300-1590	1200x130x45	1100	750	715	415	186	185	190	383	240	20	2 A
KB 35 H6B	3500/4500	500	550-2050	1200x150x50	1250	1050	715	581	205	234	206	377	206	20	3 A
KB 35 H6B EU	3500/4500	500	260-1510	1200x150x50	1150	1050	715	547	211	234	206	377	206	20	3 A
KB 40 H6B	4000/5000	500	550-2050	1200x150x60	1250	1050	715	645	238	234	218	375	204	20	3 A
KB 40 H6B EU	4000/5000	500	260-1510	1200x150x60	1150	1050	715	611	245	234	218	375	204	20	3 A

Notes:

Q1 = capacity when clamping
 Q2 = capacity on the forks
 Models KB...EU for Europallet handling.

Standard fittings:

One hydraulic function required.
 Pressure relief valve
 Check valve with power regeneration hydraulic circuit (for KB 10 – 22).
 Forks welded directly to the guides.

On request:

Special openings.
 Separate sideshift.
 Pressure gauge.
 Load backrest.
 Bolt-on forks.
 Integral sideshift.